

Joint Merseyside Waste Development Plan Document

Preferred Options Consultation

Draft Results of Consultation Report

Part I: Statistical Summary

1	Communication of and participation in the consultation.....	2
2	Responses received to the consultation.	3
3	Source of Responses	5
4	Analysis of responses to specific question.	6
5	Petitions and pro-forma letters.	15
6	Consultation Events.....	16

DRAFT Results of Consultation on Preferred Options : Part I Statistical Summary

This report provides a statistical analysis of the responses received during the Preferred Options public consultation which was held over a six week period during May – July 2010. It concentrates on data that can be derived from unambiguous responses to the consultation questions asked and it does not provide an in-depth analysis of all of the textual comments provided by consultees – work on such an analysis is on-going and will be published in a separate report shortly.

1 Communication of and participation in the consultation.

The following means were used to communicate the consultation to potential consultees :

- Statutory advertising (notices)
- Posters in District Council Libraries, One-Stop shops etc
- Information on District Council websites with links to consultation portal (see below)
- Consultation events held in each District (2 in Halton and Knowsley, 1 in other Districts)
- Emails and letters sent to consultees on MEAS and Council SCI databases (3287 individuals)
- Letters to all Councillors sitting following local elections in May 2010
- Dedicated consultation portal for direct electronic response

The consultation portal allows data to be gathered on use of the site by consultees and the cumulative visitor statistics for the site are shown in Table 1.1 below.

Web Traffic over 6 weeks	
Site visits	1994
Visits / week	332
Unique visitors	1185
Page views	16246
Pages / visit	8.1
Time / visit (min)	8.25

Table 1: Participation via the Consultation Portal

The statistics reveal a considerable level of interest with over 1000 unique visitors viewing the site over the consultation period. Clearly (see following section) only a small proportion of visitors left consultation responses comments on the website. There is no way of measuring whether some of the website visitors responded to the consultation by other means, having initially browsed the consultation material on the website.

The attendance at consultation events also provides some useful information on the level of interest generated. A total of 134 consultees attended the eight events organised across the six Districts. Further details are reported in Section 5 of this report.

2 Responses received to the consultation.

Responses to the consultation were received by four principal methods:

- Direct web-site responses
- Responses on the paper questionnaire circulated with the Preferred Options Report
- Letters
- Emails

Additional responses were also received in the form of petitions and pro-forma letters

Web-site and questionnaire responses are easiest to analyse numerically since there are generally unambiguous answers to questions such as “Do you agree with the preferred option?” Where responses are received via letters and emails, these questions, although addressed, are not necessarily directly answered and in order to feed into numerical analysis, staff must interpret the responses received into answers to specific consultation questions that were posed. Where such interpretation has been applied, all results are posted on the consultation portal and consultees are able to check how their responses have been interpreted and analysed. Where an email address has been registered by a consultee, an email is automatically sent to the consultee informing of posting of comments on the portal.

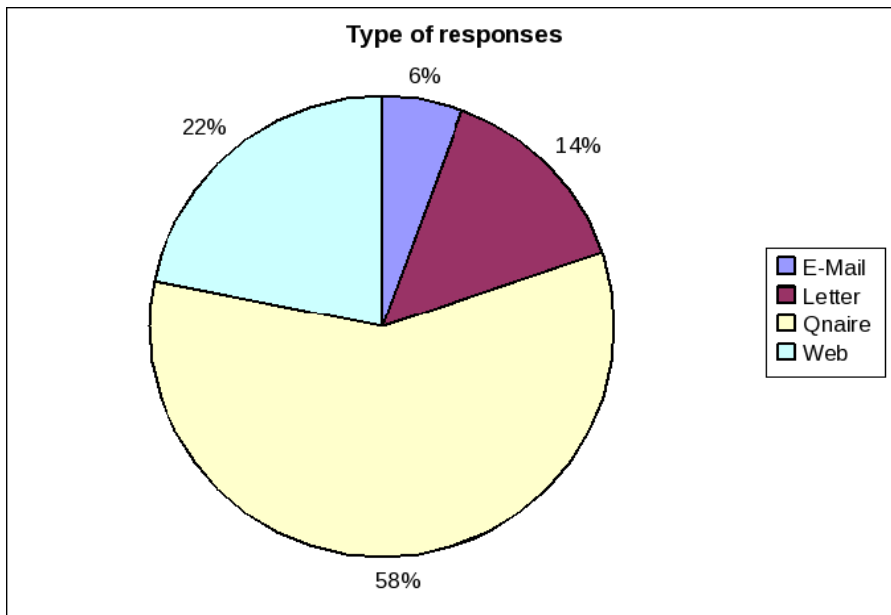
The following table and pie chart shows responses received via the different methods of communication. Petitions and pro-forma letters are covered in a separate section.

Type	Number	Percent
E-Mail	69	6
Letter	176	14
Questionnaire	723	58
Web	271	22
Total	1239	100

Table 2: Responses received to Consultation

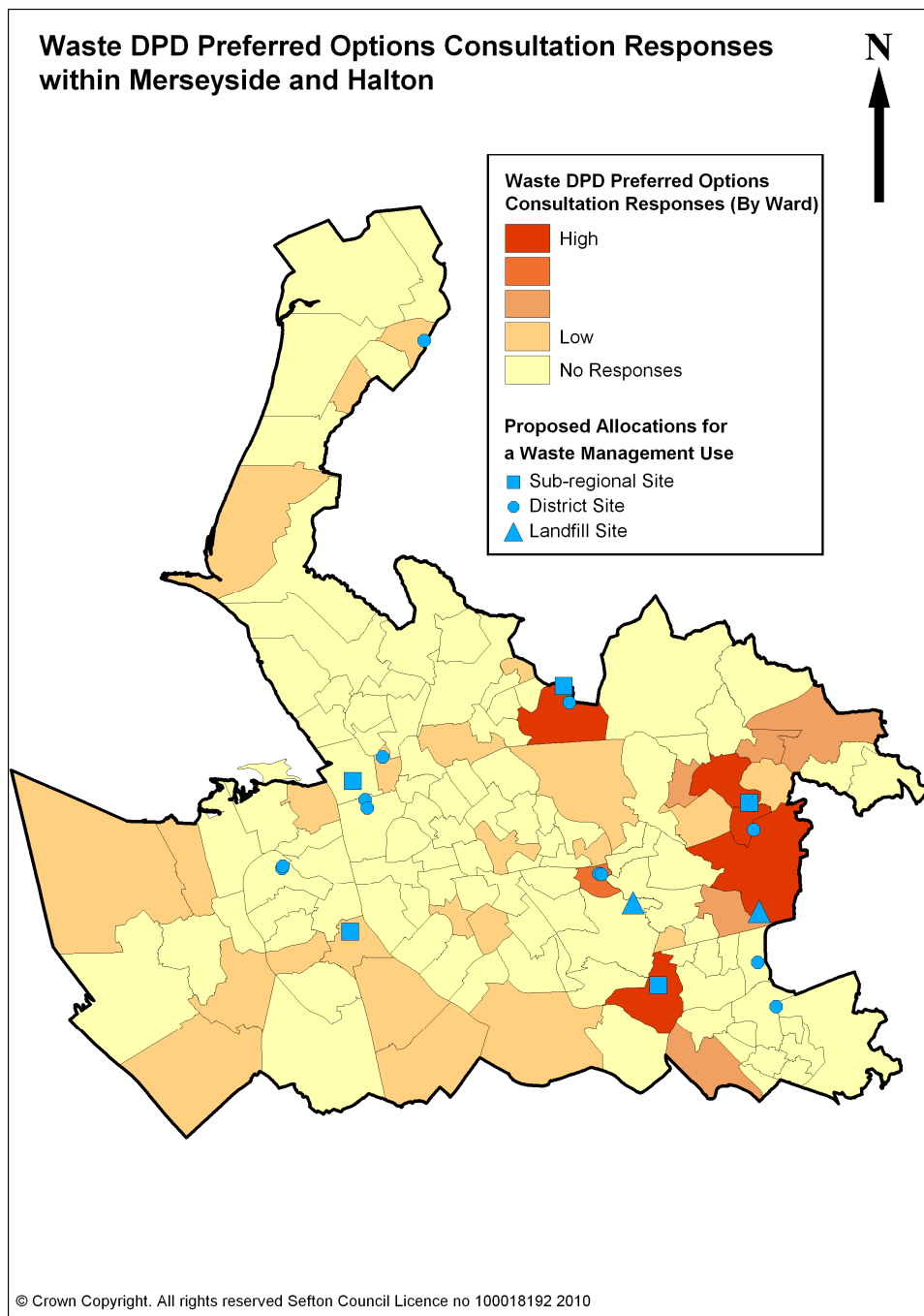
It is clear that the bulk of the responses received were unambiguous (80% from web-forms and the paper questionnaire) with only 20% requiring some interpretation. Since most of the 20% emails and letters which did require some interpretation were generally not problematic, we have a high degree of confidence that the results presented in the statistical summary of the individual questions provide an accurate picture of the views of the consultees who responded.

DRAFT Results of Consultation on Preferred Options : Part I Statistical Summary



Each "response" in the above analysis represents a single answer to one of the specific consultation questions asked in the Preferred Options Report. These responses were made by **139 individual consultees, of which 64 represented organisations**. Since there were a total of 1239 responses, each consultee provided on average answers to approximately nine consultation questions. This suggests that the comments received were generally provided following relatively "in-depth" consideration of the issues and were not dominated by single-issue responses.

3 Source of Responses



The map above shows the sources of consultation responses received by electoral ward. There is a clear clustering of responses around some of the proposed allocated sites, although there are also clearly some proposed allocations which did not attract much local comment. It should be noted that this analysis is based on the stated postcode of the consultee making the response.

4 Analysis of responses to specific question.

This section contains a simple statistical analysis of the responses to all the consultation questions asked, where a simple analysis is possible. A small number of questions required consultees to simply provide their views as free-form text and responses to these questions have not been analysed at this stage. Work is on-going to analyse and classify the free-form text responses and a further report will be published providing the results of this further analysis.

Note that most of the questions analysed fall into two groups:

- Questions in which consultees were asked to state a preference for a “Preferred Option”, an “Alternative Option” or to reject (with justification / alternative proposals) either of the proposed options.
- Questions in which consultees were asked to simply state agreement or disagreement with a “Preferred Option” (no alternative options offered).

In this report we provide, for each question asked, the number and title of the question but we do not repeat the text of the Preferred and Alternative Options, which is often lengthy. Instead we have provided a short summary of the policy options. Readers are referred to the original Preferred Options Report for full details.

For both of these types of questions there were a small number of responses in which consultees expressed a view on the question asked without specifically “ticking a box” which clearly responded to one of the options offered. In these cases we have noted these as “No Tick Response” in the tables below

3.1 Questions 1-4.

These questions required free-form text responses and are not analysed further here.

3.2 Question 5. Waste Prevention and Resource Management

Brief Explanation: This question proposed two options; the preferred was for the inclusion of a policy requiring all types of development to consider waste prevention. The alternative option was to not include a Waste DPD policy but to rely solely of Site Waste Management Plans (SWMP) to promote the important issue of waste prevention. Should Consultees disagree with both options, they were able to tick the ‘Option 3’ box.

Preferred, Alternative or Neither	Count	%
Option 1 (Preferred)	38	78
Option 2 (Alternative)	1	2
Option 3 (Neither of these)	10	20

3.3 Question 6. Design and Layout for Sustainable Waste Management in New Development

Brief Description: Consultees were presented with two options. The preferred option was to include a policy within the Waste DPD that would require all new development to take account of design and layout for sustainable waste management. The alternative option was to ensure that District Core

DRAFT Results of Consultation on Preferred Options : Part I Statistical Summary

Strategies include a Design Quality Policy rather than the Waste DPD dealing with this issue. Should Consultees disagree with both options, they were able to tick the 'Option 3' box.

Preferred, Alternative or Neither	Count	%
Option 1 (Preferred)	37	71
Option 2 (Alternative)	7	13
Option 3 (Neither of these)	8	15

3.4 Question 7. High Quality Design of New Waste Management Facilities

Brief Explanation: This question proposed two options; the preferred was for the inclusion of a policy requiring all new waste management facilities to ensure the design and environmental performance does not adversely impact of the surrounding area.. The alternative option was to not include a Waste DPD policy but to include design of New Waste Management Facilities as part of the district led Design and Quality Statement. Should Consultees disagree with both options, they were able to tick the 'Option 3' box.

Preferred, Alternative or Neither	Count	%
Option 1 (Preferred)	41	82
Option 2 (Alternative)	0	0
Option 3 (Neither of these)	9	18
No Tick Response	2	

3.5 Question 8. Sustainable Waste Transport

Brief explanation: This question asked Consultees to show support for either the preferred option of including a policy within the Waste DPD that deals with sustainable transport issues, or support for the alternative option which will leave all transport issues to the Core Strategy for each individual district. Should Consultees disagree with both options, they were able to tick the 'Option 3' box.

Preferred, Alternative or Neither	Count	%
Option 1 (Preferred)	37	70
Option 2 (Alternative)	3	6
Option 3 (Neither of these)	13	25
No Tick Response	1	

3.6 Question 9. Net Self Sufficiency in Waste Management

Brief explanation: This question asked Consultees to show support for the preferred option of including

DRAFT Results of Consultation on Preferred Options : Part I Statistical Summary

a policy within the Waste DPD on net self sufficiency, this policy will require waste management facilities planning applications to demonstrate how it will contribute to sub-regional net self sufficiency. No alternative option was provided but Consultees were able to vote against the preferred option and propose alternatives.

Agreement to Preferred Option	Count	%
Yes	34	68
No	16	32
No Tick Response	1	

3.7 Question 10. Energy from Waste for Commercial & Industrial Waste

Brief explanation: This question asked Consultees to show support for the preferred option of including a policy within the Waste DPD on provision of Energy from Waste facilities for commercial and industrial waste. This policy will state that there is no need to identify any new EFW capacity for this type of waste treatment as existing consents are capable of meeting the identified need. No alternative option was provided but Consultees were able to vote against the preferred option and propose alternatives.

Agreement to Preferred Option	Count	%
Yes	34	76
No	11	24
No Tick Response	3	

3.8 Question 11. Energy from Waste for Municipal Solid Waste

Brief explanation: This question asked Consultees to show support for either the preferred option of including a policy within the Waste DPD that does not allocate any new sites for energy from waste for MSW, or support for the alternative option which would identify sites for EFW treatment of MSW. Should Consultees disagree with both options, they were able to tick the 'Option 3' box.

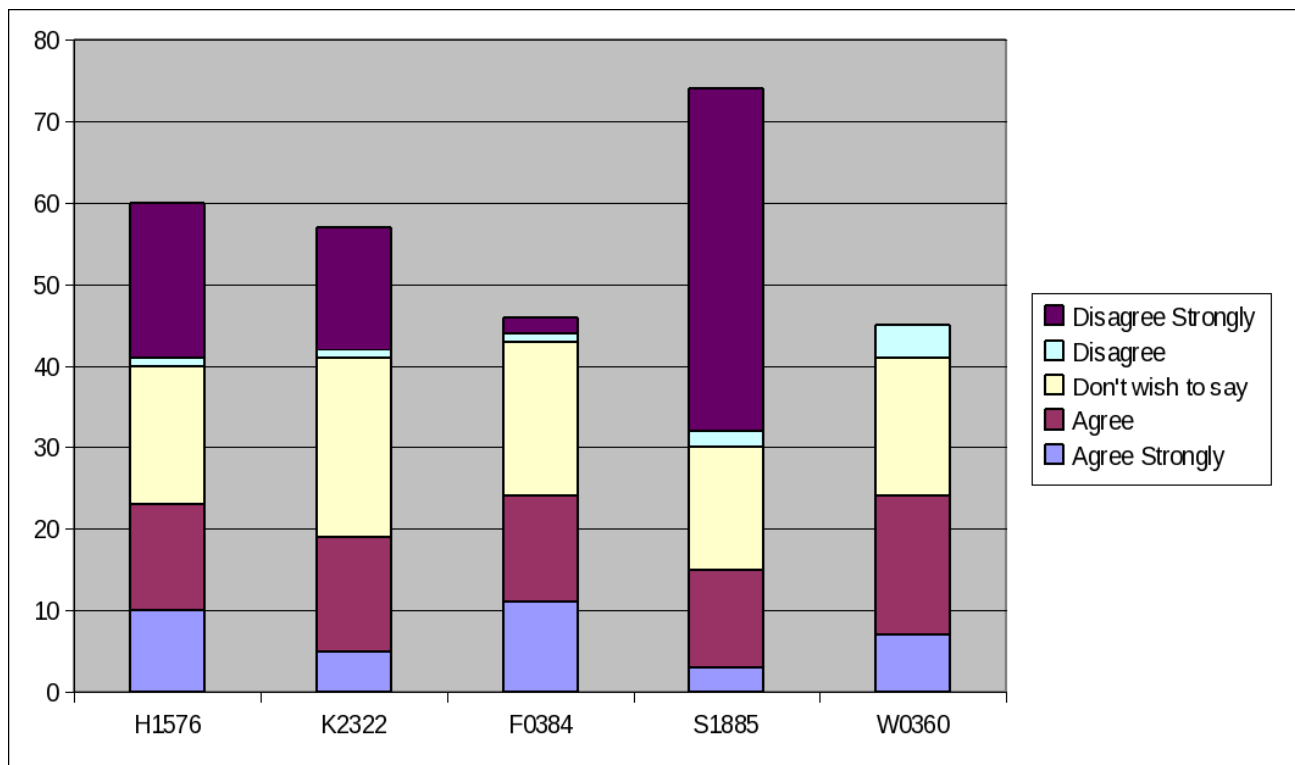
Preferred, Alternative or Neither	Count	%
Option 1 (Preferred)	29	82
Option 2 (Alternative)	3	0
Option 3 (Neither of these)	13	18

3.9 Question 12. Proposed Allocations for Sub-Regional Sites

Brief Explanation: Consultees were asked to show their support or opposition to the allocated sub-regional sites.

DRAFT Results of Consultation on Preferred Options : Part I Statistical Summary

Consultee View	Site				
	H1576	K2322	F0384	S1885	W0360
Agree Strongly	10	5	11	3	7
Agree	13	14	13	12	17
Don't wish to say	17	22	19	15	17
Disagree	1	1	1	2	4
Disagree Strongly	19	15	2	42	0
No Tick Response	44	47	58	30	59
% Agree / Agree Strongly	38	33	52	20	53
% Disagree / Disagree Strongly	33	28	7	59	9



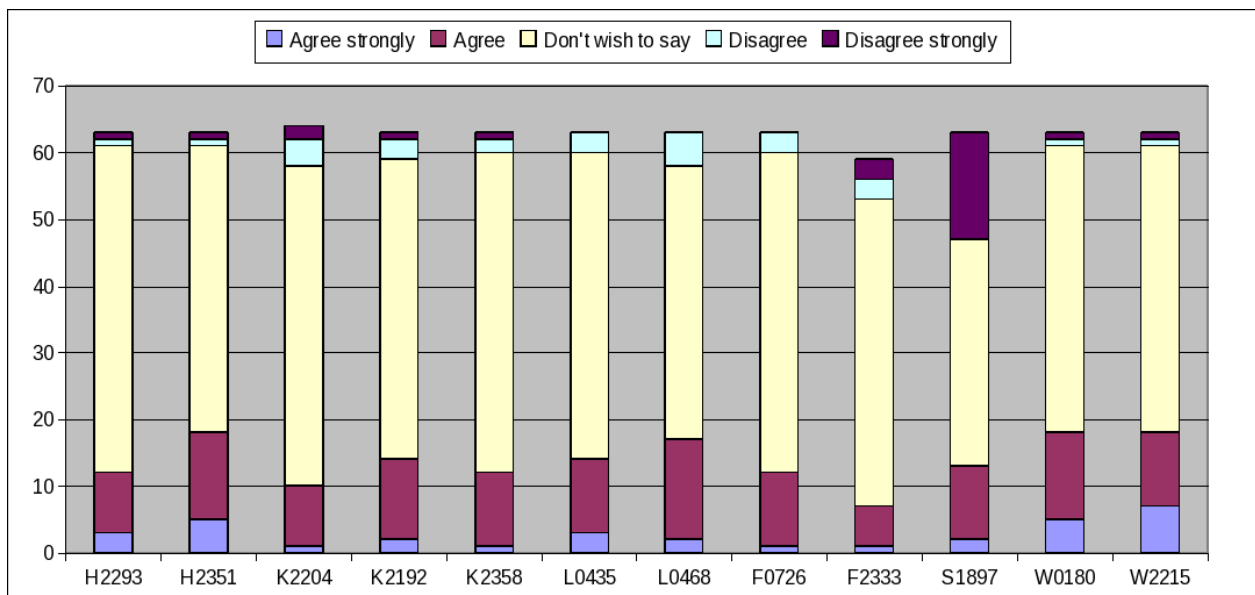
Site ID	Location
H1576	Ditton Sidings, Newstead Road, Halton
K2322	Butlers Farm, Knowsley Industrial Estate, Knowsley
F0384	Alexandra Dock 1, Metal Recycling Site, Sefton
S1885	Former Hays Chemical Site, Lancots Lane, St Helens
W0360	Car Parking/Storage Area, former Shipyard, Campbeltown Road, Wirral

DRAFT Results of Consultation on Preferred Options : Part I Statistical Summary

3.10 Question 13. Proposed Allocations for District Sites

Brief Explanation: Consultees were asked to show their support or opposition to the allocated District level sites.

Consultee Views	District Site											
	H2293	H2351	K2204	K2192	K2358	L0435	L0468	F0726	F2333	S1897	W0180	W0360
Agree strongly	3	5	1	2	1	3	2	1	1	2	5	7
Agree	9	13	9	12	11	11	15	11	6	11	13	11
Don't wish to say	49	43	48	45	48	46	41	48	46	34	43	43
Disagree	1	1	4	3	2	3	5	3	3	0	1	1
Disagree strongly	1	1	2	1	1	0	0	0	3	16	1	1
No Tick Response	1	1	0	1	1	1	1	1	5	1	1	1
% Agree / Agree Strongly	19	29	16	22	19	22	27	19	12	21	29	29
% Disagree / Disagree Strongly	3	3	9	6	5	5	8	5	1	25	3	3



Key to Sites:

Site ID	Location	Site ID	Location
H2293	Runcorn WWTW, Halton	L0468	Site off Regent Road / Bankfield Street, Liverpool
H2351	Eco-cycle Waste Ltd, 3 Johnson's Lane, Widnes, Halton	F0726	1-2 Acorn Way, Bootle, Sefton
K2204	Brickfields, Ellis Ashton Street, Huyton, Knowsley	F2333	55 Crowland Street, Southport, Sefton
K2192	Image Business Park, Acornfield Road, Knowlsey Industrial Estate	S1897	Land North of T A C Abbotsfield Industrial Estate, St Helens

DRAFT Results of Consultation on Preferred Options : Part I Statistical Summary

K2358	Former Pilkington Glass Works, Ellis Ashton Street, Huyton Industrial Estate	W0180	Former Goods Yard, Adjacent Bidston MRF / HWRC, Wallasey Bridge Road, Wirral
L0435	Waste Treatment Plant, Lower Bank View, Liverpool	W2215	Bidston MRF / HWRC, Wallasey Bridge Road, Wirral

3.11 Question 14. Phasing of Proposed Allocations.

This question required free-form text responses and is not analysed further here.

3.12 Question 15. Areas of Search for Re-processors and Additional Small Scale Waste Management Facilities

Brief explanation: This question asked Consultees to show support for either the preferred option of including a policy within the Waste DPD which would direct developers to existing clusters of sites and allocations: or the alternative option which would direct development to defined Areas of Search with boundaries. Should Consultees disagree with both options, they were able to tick the 'Option 3' box.

Preferred, Alternative or Neither	Count	%
Option 1 (Preferred)	22	48
Option 2 (Alternative)	2	4
Option 3 (Neither of these)	22	48
No Tick Response	8	

3.13 Question 16. Preferred Option for Additional HWRC Requirements

Brief explanation: This question asked Consultees to show support for the preferred option of including a policy within the Waste DPD that highlighted the areas of search for new or replacement HWRCs. No alternative option was provided but Consultees were able to vote against the preferred option and propose alternatives.

Agreement to Preferred Option	Count	%
Yes	23	61
No	15	39
No Tick Response	3	

3.14 Question 17. Proposed inert landfill allocations

Brief explanation: Consultees were asked to show their support or opposition to the proposed site allocation for inert landfill.

DRAFT Results of Consultation on Preferred Options : Part I Statistical Summary

Consultee View	Site	
	EAS0002	MIN066
Agree Strongly	5	4
Agree	7	9
Don't wish to say	32	21
Disagree	2	2
Disagree Strongly	0	10
No Tick Response	0	0
% Agree / Agree Strongly	26	28
% Disagree / Disagree Strongly	4	26

Key to Sites :

Site ID	Location
EAS0002	Cronton Claypit , Knowsley
MIN066	Bold Heath Quarry, St Helens

3.15 Question 18. Planning Applications Outside Allocated Sites

Brief explanation: This question asked Consultees to show support for the preferred option of including a policy within the Waste DPD that deals with planning applications outside allocated sites.. No alternative option was provided but Consultees were able to vote against the preferred option and propose alternatives.

Agreement to Preferred Option	Count	%
Yes	34	68
No	16	32

3.16 Question 19. Dealing with Planning Applications for Landfill Outside of Allocated Sites

Brief explanation: This question asked Consultees to show support for the preferred option of including a policy within the Waste DPD dealing with planning applications for landfill on non-allocated sites and the criteria that must be met during application. No alternative option was provided but Consultees were able to vote against the preferred option and propose alternatives.

Agreement to Preferred Option	Count	%
Yes	32	71
No	13	29
No Tick Response	2	

3.17 Question 20. Planning Applications for Open Windrow Composting

Brief explanation: This question asked Consultees to show support for the preferred option of including a policy within the Waste that dealt specifically with Open Windrow Composting and the impact assessments that would need to be made during the application stage. No alternative option was provided but Consultees were able to vote against the preferred option and propose alternatives.

Agreement to Preferred Option	Count	%
Yes	29	74
No	10	26
No Tick Response	2	

3.18 Question 21. Protecting Existing Waste Management Sites

Brief explanation: This question asked Consultees to show support for the preferred option of including a policy within the Waste DPD indicating that existing and consented waste management facilities will be protected in order to maintain essential waste management infrastructure. No alternative option was provided but Consultees were able to vote against the preferred option and propose alternatives.

Agreement to Preferred Option	Count	%
Yes	35	80
No	9	20
No Tick Response	1	

3.19 Question 22. Restoration and Aftercare

Brief explanation: This question proposed two options: the preferred was for the inclusion of a policy requiring the restoration and aftercare of landfill facilities once operations have ceased. The alternative options was to not include a Waste DPD policy but to rely on policies within District Core Strategies to deal with this issue. Should Consultees disagree with both options, they were able to tick the 'Option 3' box.

Preferred, Alternative or Neither	Count	%
Option 1 (Preferred)	38	83
Option 2 (Alternative)	3	7
Option 3 (Neither of these)	5	11

3.20 Question 23. Waste Management Development Criteria and Evaluation of Impacts

Brief explanation: This question asked Consultees to show support for the preferred option of including a policy within the Waste DPD which allows the impacts of planning applications for new waste management facilities to be assessed against a list of detailed criteria. No alternative option was provided but Consultees were able to vote against the preferred option and propose alternatives.

Agreement to Preferred Option	Count	%
Yes	39	83
No	8	17

3.21 Question 24. Preferred Option for Implementation and Monitoring

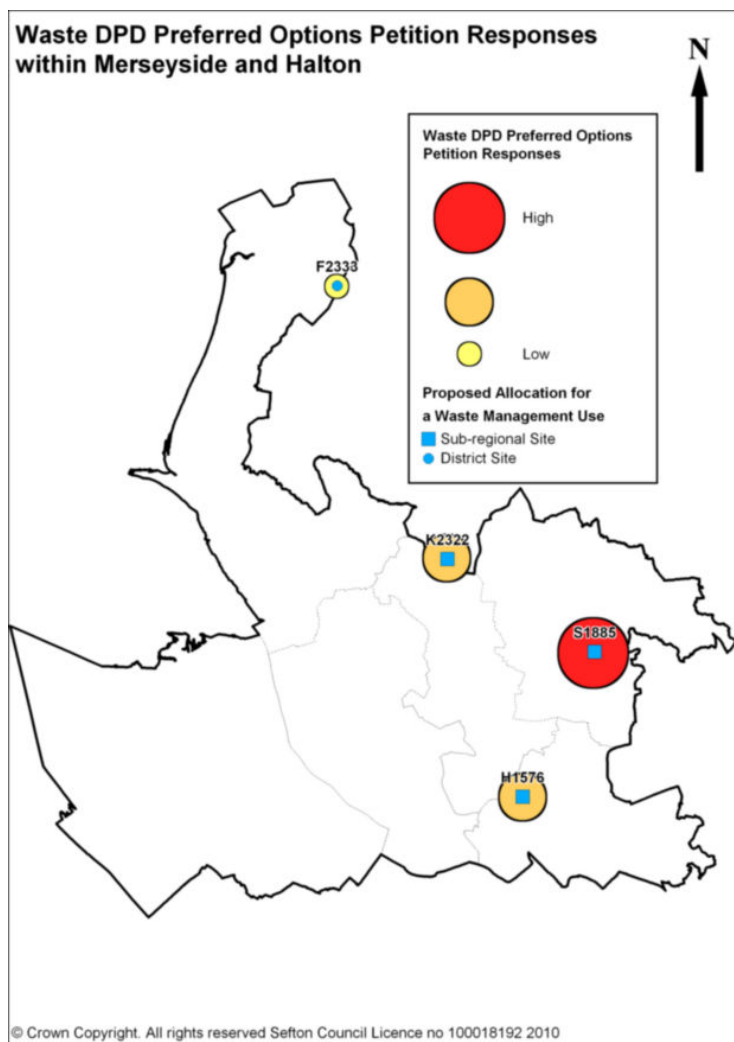
Brief explanation: This question asked Consultees to show support for the preferred approach for the implementation and monitoring of the Waste DPD. No alternative option was provided but Consultees were able to vote against the preferred option and propose alternatives.

Agreement to Preferred Option	Count	%
Yes	29	73
No	11	28

5 Petitions and pro-forma letters.

The following petitions and signed pro-forma letters were received objecting to the proposed allocation of the specific sites mentioned:

Site	Materials Received	Number of Signatures
F2333, Crowland Rd, Sefton	Petition with letter from Cllr Sumner.	77
K2322, Butlers Farm, Knowsley	Petition from local residents	91
H1576, Ditton Sidings, Halton	Two petitions from local residents	158
S1885, Lancats Lane, St Helens	Two petitions from local residents	1554



The sizes of the circles on the map are related to the number of signatures received in representations about the specific sites which were referred to in these responses.

6 Consultation Events.

As part of the consultation process, eight public meetings were held around the sub-region, a minimum of one per district. These meetings were held to give the public an opportunity to find out more about the Waste DPD and Preferred Options Report and also to provide the chance to discuss various issues with both the Waste Team and district officers. The meetings also had the added use of flagging up key issues that need to be resolved or investigated prior to the next stage of the Waste DPD.

Date and Venue	Number of attendees
Wednesday 9th June 2010 @ the Kirkby Suite, Knowsley.	19
Monday 14th June 2010 @ the Huyton Suite, Knowsley.	14
Wednesday 16th June 2010 @ Wallasey Town Hall, Wirral.	18
Monday 21st June 2010 @ Stobart Stadium Halton.	19
Wednesday 23rd June 2010 @ Runcorn Town Hall, Halton.	7
Thursday 24th June 2010 @ Bootle Cricket Club, Sefton.	5
Tuesday 29 th June 2010 @ World of Glass, St Helens.	59
Thursday 1st July 2010 @ Millennium House, Liverpool.	7

There was no need to register for the event; people could just turn up on the day.

All meetings started at 6.00pm with an introductory presentation on the Waste Plan and Preferred Options Report; Attendees then had the opportunity to ask questions and provide feedback on the Waste Plan during the Question and Answers session. There was also a representative from the relevant authority's Waste Collection Department in attendance to answer any queries regarding household waste and collection arrangements.

An informal drop in session was held from 5.00pm until 6.00pm and time was set aside for informal discussions following the Questions and Answer session.

These meetings provided the public with opportunity to talk to the waste team and district officers, and also provided a means of flagging up issues regarding the Waste DPD, site allocations and consultation process itself.

Below is a brief rundown of the key points made by attendees at the meetings:

- Site specific comments ranging from full protect against allocations to access concerns.
- Criticisms of the consultation process – many attendees felt that the consultation period was not advertised widely enough.

DRAFT Results of Consultation on Preferred Options : Part I Statistical Summary

- Issues regarding the management of waste from outside the sub-region or district.
- Issues with the technical detail of the Report – attendees felt it need to be more accessible and written in ‘plain English’.
- Frustration about the report not stating the exact waste use that may or may not go on the site allocations. Attendees wanted more information about how potential sites can be used.
- Concerns about emissions and odour problems from potential sites
- Issues regarding the possible deletion of allocated sites and what effect would this have on the land requirements i.e. where would replacement sites be found.
- Blight issues in certain areas affected by allocations.
- Some attendees expressed concern about being effected twice by planning decisions. For example the allocation of a site formally used at a chemical factory. Residents felt they had been affected enough by potential negative uses.
- Concerns about potential health effects from waste use on certain sites.
- Attendees informed both the Waste Team and district officers about potential planning applications in neighbouring districts.

The issues stated above are just a handful of the comments we took at the meetings. All of these issues are currently being looked into and addresses (where possible) by the Waste Team.